

-ARA-

ABSOLUTE RETURN ALPHA STRATEGY

Risk Disclaimer

This document does not constitute an offer to sell, or a solicitation of an offer to buy, a partnership interest in any investment described herein. No such offer or solicitation will be made prior to the delivery of the applicable offering memorandum and other materials relating to the matters referenced herein. The information herein reflects the views of The Tape Reader LLC. No representation or warrant is made by any entity or any other person (including any of its agents or representatives) as to the accuracy or completeness of the information contained herein. There is no guarantee that any forecast or opinions in this material will be realized. The views expressed herein may change at any time subsequent to the date of issue hereof. Only those particular representations and warranties which may be made in the definitive agreements relating to the CTA when, and as if executed, and subject to such limitations and restrictions may be specified in such definitive agreements, shall have any legal effect. This document is provided on a confidential basis. Accordingly, this document may not be reproduced in whole or in part, and may not be delivered to any person without the prior written consent of the author. The strategies described in this presentation are non-traditional approaches to investing and may contain a great deal of risk.

OVERVIEW

« ABSOLUTE RETURN ALPHA STRATEGY » is a proprietary systematic managed futures and spot FX trading strategy which trades all four major futures asset classes: Commodities, FX, Interest Rates and Equity Indices.

The strategy includes two complementary proprietary trend-driven trading models that work in tandem to identify opportunities across a diversified basket of the most liquid trading assets:

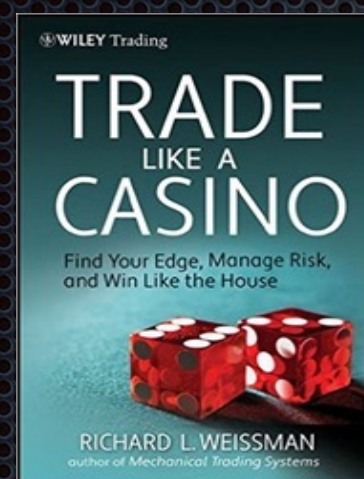
The Trend Breakout Model – Buys or sells technical breakouts, thereby ensuring participation in every major trend.

The Pullback Trend Model – Buys or sells short-term and / or intermediate-term pullbacks within the context of the major trend.

With no long-term bias to any market, we trade short-term as well as intermediate-term corrections within the context of the longer-term trend, (along with trend-following breakouts) and are therefore uncorrelated to both “long only” investment strategies as well as traditional long-term trend following managed futures funds.

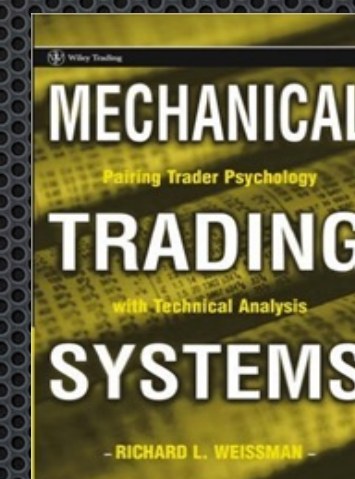
TRADING EXPERTISE: WE LITERALLY WROTE THE BOOK

Richard Weissman developer of the Absolute Return Alpha Strategy, is also the author of two books on trading, both printed by recognized financial publisher Wiley Trading.



Published 2011

Finalist for:
2012 Technical Analyst Book
of the Year Award

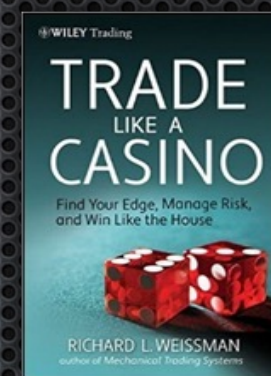



Published 2004

Positive reviews from Technical
Analyst Magazine, author of New
Trader, Rich Trader, FOREX
Television, and author of Technical
Analysis for Dummies

RICHARD WEISSMAN

- Responsible for trading, system development & risk management
- 36 years experience as a professional trader
- 25 years experience training traders & risk managers
- Serves as President of Weissman Consulting & Training
- Taught trading and risk management courses which were co-sponsored by CME Group and Intercontinental Exchange
- Author, Mechanical Trading Systems (John Wiley & Sons, 2004)
- Author, Trade Like a Casino – a Finalist for the Technical Analyst 2012 Book of the Year Award



NOUR ZEKHMI

- Responsible for trading, operations and marketing
- 15 years of experience as a professional trader
 - Registered as a CTA since 2010
- Serves as CEO of THE TAPE READER LLC
- Serves as a director of AMEXA AGENCY SA, a Swiss consulting company which assists treasurers, asset managers and traders to handle their currency and commodity exposure

BENEFITS / OPPORTUNITY

The Absolute Return Alpha Strategy provides diversification opportunities to both traditional assets as well as long-term trend following managed futures funds.

Multiple asset classes of Futures

We trade in interest rates, commodities, FX and equity indices.

An unwavering systematic approach

We never deviate from our approach irrespective of performance (positive or negative) nor where we are in the calendar month or year. All trading modifications are in accordance with pre-determined risk management protocols (including severity of drawdown and drawdown duration).

PROGRAM OBJECTIVES

Using managed futures, the program aims at providing a client portfolio with:

- Transparency
- Diversification
- Low Correlation
- Protection
- Liquidity
- Absolute Return

VALUE PROPOSITION: AN UNBIASED DIVERSIFIER

With no long-term bias to any market, we trade short-term as well as intermediate-term corrections within the context of the longer-term trend, (along with trend-following breakouts) and are therefore uncorrelated to traditional investments (equities and debt securities) as well as long-term trend following managed futures funds.



Our average hold time is ~30 days



Strategy traded live since January, 2023.

ARA: AN UNBIASED DIVERSIFIER

| | ARA | S&P 500 | Dunn | Mulvaney |
|----------|------|---------|-------|----------|
| ARA | 1 | 0.00 | 0.28 | 0.48 |
| S&P 500 | 0.00 | 1 | -0.05 | -0.07 |
| Dunn | 0.28 | -0.05 | 1 | 0.7 |
| Mulvaney | 0.48 | -0.07 | 0.7 | 1 |

Correlation Analysis from 1/1/2017 to 7/31/2024
+0.70 correlation between Dunn & Mulvaney

THE STRATEGY

The Absolute Return Alpha Strategy is comprised of two proprietary intermediate to long-term models applicable to all markets:

The Trend Breakout Model –
Buys or sells technical
breakouts, thereby minimizing
regret regarding “missing” a
major trend.

Short & Intermediate-Term
Correction Model – Buys or sells
short-term and / or intermediate-
term pullbacks within the trend,
thereby minimizing regret
regarding participating in
corrections within the major trend.

By monitoring where assets are within the long-term market cycle, these models minimize risk by capitalizing on market risk / reward asymmetry.

THE ABSOLUTE RETURN ALPHA STRATEGY

Minimizes risk by trading a diverse portfolio of assets, capitalizing on asymmetry of risk / reward which consistently arises in all assets due to the cyclical nature of volatility.

Strives for low correlation with major asset classes (debt and equity securities) as well as long-term trend following managed futures strategies.

100% systematic, proprietary, intermediate to long-term futures trading strategy that is applicable to all markets.

This model has been traded live since January, 2023

STRATEGY CHARACTERISTICS



Strives for low correlations.

With other major asset classes (S&P 500, Treasuries) as well as long-term trend-following managed futures funds.



No long or short-term bias.

We have no long-term bias on any market we trade.




Diligent Risk Management

We are willing to sacrifice some upside performance in order to minimize risk of ruin.

ASSETS TRADED

We trade only the most liquid assets.



FX

EURUSD
USDJPY
GBPUSD
USDCHF
AUDUSD
USDCAD
USDMXN



EQUITY INDICES

E-MINI SP 500
E-MINI NASDAQ
E-MINI DOW
E-MINI RUSSELL 2000
NIKKEI 225



INTEREST RATE FUTURES

30 YEAR T-BONDS
10 YEAR T-NOTES
5 YEAR T-NOTES



ENERGY FUTURES

WTI CRUDE OIL
BRENT CRUDE OIL
GASOIL ARA
ULSD
RBOB UNLEADED
NATURAL GAS



METALS

GOLD
SILVER
COPPER



AGRICULTURE

CORN
SOYBEANS
WHEAT
SOYBEAN MEAL
SOYBEAN OIL
LIVE CATTLE
LEAN HOGS
SUGAR
COFFEE
COCOA

PROFILE

| | |
|---------------------|---|
| MANAGEMENT FEES: | 2% |
| PERFORMANCE FEES: | 20% |
| CAPACITY: | SOFT CLOSE TARGET \$500 MM, CAPACITY TO \$5 BILLION |
| REGULATOR: | CFTC / NFA |
| OPERATING MODEL: | SMA'S (SEPARATELY MANAGED ACCOUNTS); WILLING TO FORM CPO FOR INSTITUTIONAL INVESTORS |
| INVESTOR TYPES: | QUALIFIED INVESTORS; FAMILY OFFICES; INSTITUTIONAL INVESTORS |
| REDEMPTION: | MONTHLY |
| LOCK-UP PERIOD: | NO |
| HIGH WATER MARK: | YES |
| MINIMUM INVESTMENT: | \$1 MILLION |
| ACCESS POINTS: | FUTURES COMMISSION MERCHANTS, INTRODUCING BROKERS, FUND OF FUNDS, BANKS, MUTUAL FUNDS |

ARA MODEL: REAL-TIME PERFORMANCE*

| Month | 2023 | 2024 | 2025 |
|------------|--------|--------|---------|
| January | -2.64% | -4.23% | -0.31% |
| February | 1.23% | 13.79% | -4.04% |
| March | -0.16% | 9.56% | 3.35% |
| April | 14.00% | 8.91% | -9.86% |
| May | -2.67% | 3.95% | -6.67% |
| June | 5.12% | 0.31% | |
| July | 4.59% | -0.50% | |
| August | -8.05% | -2.41% | |
| September | -3.03% | 1.04% | |
| October | -9.16% | -0.85% | |
| November | 8.83% | -2.01% | |
| December | 9.70% | -4.12% | |
| Annual ROI | 16.08% | 23.92% | -16.83% |

* Past performance is not necessarily indicative of future results. The risk of loss in trading commodity futures, options, and foreign exchange (“forex”) is substantial.

-ARA-

ABSOLUTE RETURN ALPHA STRATEGY

Website: <https://tapereader.co>

Nour Zekhmi – CEO, Trader
n.zekhmi@amexacorp.com

Richard Weissman – CRO, Trader & Model Developer
r.weissman@amexacorp.com